Capital Letters to Start Sentences 2

1a. Circle the words which need a capital letter.

her leg is stuck in the box.

the egg is big and round.

VF

2a. Correct the sentences below.

his coat is red.

pat the cat.

VF

3a. Choose the best word to start each sentence.

the	she	am

_____ moon is big.

_____ likes to play.

Remember to add the capital letter.

VF

4a. Tick the correct sentence.

A. The car is green.

B. the car is green.

C. The car is greeN.

VF

Capital Letters to Start Sentences 2

1b. Circle the words which need a capital letter.

it was a fun day.

put the peg in the tray.

VF

2b. Correct the sentences below.

the pig can dig.

eat the plum.

VF

3b. Choose the best word to start each sentence.

look	say	ask

_____ your dad.

_____ at the trees.

Remember to add the capital letter.

VF

4b. Tick the correct sentence.

A. be a good dog.

B. Be a Good dog.

C. Be a good dog.

VF

Classroom secrets KIDS
© Classroom Secrets Limited 2020
Visit kids.classroomsecrets.co.uk for online games to support learning.
Join our Group: Coronavirus Home Learning Support for Teachers and Parents

Capital Letters to Start Sentences 2

1a. Jim has written a sentence.

	Put your hand up.

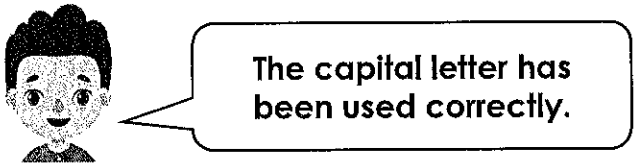

Do you agree? Explain why.

D R

2a. Order the words to make a sentence.

black	dog	is	the

_____

_____

Remember to use a capital letter and full stop.

D A

3a. Write a sentence about the picture using the word bank to help you.

he	it	kick

_____

_____

D A

Capital Letters to Start Sentences 2

1b. Tom has written a sentence.

	her Tent is big.

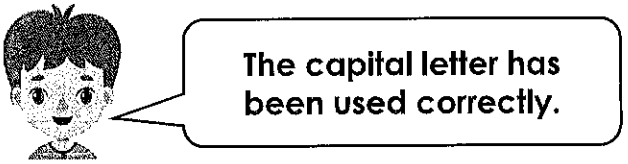

Do you agree? Explain why.

D R

2b. Order the words to make a sentence.

frog	a	green	is

_____

_____

Remember to use a capital letter and full stop.

D A

3b. Write a sentence about the picture using the word bank to help you.

cat	pet	he

_____

_____

D A

Classroom secrets KIDS
© Classroom Secrets Limited 2020
Visit kids.classroomsecrets.co.uk for online games to support learning.
Join our Group: Coronavirus Home Learning Support for Teachers and Parents

Capital Letters to Start Sentences 2

1a. Circle the words which need a capital letter.

the wheel is broken and I can't fix it.

look at that big fish in the pond!

E VF

2a. Correct the sentences below.

five is more than four.

fetch your hat and scarf.

E VF

3a. Choose the best word to start each sentence.

come	draw	when

_____ to my house.

_____ a green bird.

Remember to add the capital letter.

E VF

4a. Tick the correct sentence.

A. last week I went to the swimming pool.

B. Last week I went to the swimming pool.

C. last week I Went to the swimming pool.

E VF

Capital Letters to Start Sentences 2

1b. Circle the words which need a capital letter.

she dropped the coin in the sea.

the doctor looked in my mouth.

E VF

2b. Correct the sentences below.

the train came but I was late.

dogs are good pets.

E VF

3b. Choose the best word to start each sentence.

our	we	she

_____ like school.

_____ went to the shop.

Remember to add the capital letter.

E VF

4b. Tick the correct sentence.

A. The show was funny and I liked it.

B. the show was funny and I liked it.

C. ThE show was funny and I liked it.

E VF

Classroom secrets KIDS
© Classroom Secrets Limited 2020
Visit kids.classroomsecrets.co.uk for online games to support learning.
Join our Group: Coronavirus Home Learning Support for Teachers and Parents

Capital Letters to Start Sentences 2

1a. Pat has written a sentence.

	you can catch it when I throw it.

The capital letters have been used correctly.

Do you agree? Explain why.

E R

2a. Order the words to make a sentence.

said	we	go	to	the	can	mum	zoo

Remember to use the correct punctuation.

E A

3a. Write a sentence about the picture using the word bank to help you.

she	painted	I	and

E A

Capital Letters to Start Sentences 2

1b. Kira has written a sentence

	we like to play in The snow.

The capital letter has been used correctly.

Do you agree? Explain why.

E R

2b. Order the words to make a sentence.

over	she	I	fell	her	and	helped

Remember to use the correct punctuation.

E A

3b. Write a sentence about the picture using the word bank to help you.

likes	songs	and	sing

E A

Classroom Secrets KIDS
© Classroom Secrets Limited 2020
Visit kids.classroomsecrets.co.uk for online games to support learning.
Join our Group: Coronavirus Home Learning Support for Teachers and Parents

Capital Letters to Start Sentences 2

1a. Circle the words which need a capital letter.

on Friday, I travelled down a bumpy road.

the girl forgot her sports kit so she couldn't play football.

GD VF

2a. Correct the sentences below.

join in with the class on Monday.

your horse is very frisky.

GD VF

3a. Choose the best word to start each sentence.

score	my	ride

_____ birthday is in March.

_____ the bike safely.

GD VF

4a. Tick the correct sentence.

A. On Saturday, I visited the shops with my sister.

B. On Saturday, I visiteD the shops with my sister.

C. on Saturday, I visited the shops with my sister.

GD VF

Capital Letters to Start Sentences 2

1b. Circle the words which need a capital letter.

the best month of the year is June.

the jelly was disgusting and I did not enjoy it.

GD VF

2b. Correct the sentences below.

go and get your football.

reading is fun and I read every night.

GD VF

3b. Choose the best word to start each sentence.

under	about	june

_____ is the sixth month.

_____ the bed is a mess.

GD VF

4b. Tick the correct sentence.

A. my trousers didn't fit but I wore them anyway.

B. My trousers didn't fit But I wore them anyway.

C. My trousers didn't fit but I wore them anyway.

GD VF

Classroom secrets KIDS
© Classroom Secrets Limited 2020
Visit kids.classroomsecrets.co.uk for online games to support learning.
Join our Group: Coronavirus Home Learning Support for Teachers and Parents

Capital Letters to Start Sentences 2

1a. Cath has written a sentence.

	Jump up and down Quickly.

The capital letters have been used correctly.

Do you agree? Explain why.

GD R

2a. Order the words to make a sentence.

like	nana	do	I	and	to	gardening

GD A

3a. Write a sentence about the picture using the word bank to help you.

she	Tuesday	fed	every

GD A

Capital Letters to Start Sentences 2

1b. Jo has written a sentence.

	sometimes it snows in December.

The sentence has the correct capital letters.

Do you agree? Explain why.

GD R

2b. Order the words to make a sentence.

swimming	went	I	on	Kate	and	Monday

GD A

3b. Write a sentence about the picture using the word bank to help you.



him	but	difficult	he	I

GD A

Classroom secrets KIDS
© Classroom Secrets Limited 2020
Visit kids.classroomsecrets.co.uk for online games to support learning.
Join our Group: Coronavirus Home Learning Support for Teachers and Parents

Using Questions

1a. Sort the words under the correct heading.

Question Opener	Not a Question Opener

what pen why

garden how book

VF

2a. Choose an opener from the word bank to complete the sentence.

_____ do you want to go?

What	Where

VF

3a. Rewrite this question with a different opener from the word bank. Make sure your question makes sense.

How did you get here?

When	Who

VF

4a. Tick the question which matches the answer below.

He is called Tom.

A. What is your name?

B. Who is your friend?

C. Where is your friend?

VF

Using Questions

1b. Sort the words under the correct heading.

Question Opener	Not a Question Opener

desk when paper

where seat who

VF

2b. Choose an opener from the word bank to complete the sentence.

_____ did you do that?

Who	Why

VF

3b. Rewrite this question with a different opener from the word bank. Make sure your question makes sense.

When did they leave?

What	Where

VF

4b. Tick the question which matches the answer below.

I am going on Friday.

A. Why are you going?

B. Who are you going with?

C. When are you going?

VF

Classroom secrets KIDS
© Classroom Secrets Limited 2020
Visit kids.classroomsecrets.co.uk for online games to support learning.
Join our Group: Coronavirus Home Learning Support for Teachers and Parents

Using Questions

1a. Lin has written the question below.

When are you?

Explain the mistake she has made and write the correct question.

D R

2a. Complete the question that Matthew has asked Ruby.

Matthew: **What ...**

Ruby: **My name is Ruby.**

D A

3a. Are the two questions below asking the same thing?

A. Who are you talking to?

B. What are you talking to?

Prove it.

D R

Using Questions

1b. Jan has written the question below.

What are you going?

Explain the mistake she has made and write the correct question.

D R

2b. Complete the question that Anika has asked Jack.

Anika: **How ...**

Jack: **I'm 6 years old.**

D A

3b. Are the two questions below asking the same thing?

A. When did you get here?

B. How did you get here?

Prove it.

D R

Classroom secrets KIDS
© Classroom Secrets Limited 2020
Visit kids.classroomsecrets.co.uk for online games to support learning.
Join our Group: Coronavirus Home Learning Support for Teachers and Parents

Using Questions

1a. Sort the words under the correct heading.

Question Opener	Not a Question Opener

are school if

skirt may pencil

VF

2a. Choose an opener from the word bank to complete the sentence.

_____ you want to go outside?

Can Are Do

VF

3a. Rewrite this question with a different opener from the word bank. Make sure your question makes sense.

May I have an apple please?

If Can Should

VF

4a. Tick the question which matches the answer below.

Yes, I love it!

A. Could you pass me the book?

B. Are there many pages in the book?

C. Do you like the book?

VF

Using Questions

1b. Sort the words under the correct heading.

Question Opener	Not a Question Opener

table could board

should chair do

VF

2b. Choose an opener from the word bank to complete the sentence.

_____ you pass a pencil to me please?

May Should Could

VF

3b. Rewrite this question with a different opener from the word bank. Make sure your question makes sense.

Can we go home now?

If Are Should

VF

4b. Tick the question which matches the answer below.

No, probably not.

A. Should you be eating sweets?

B. Do you eat sweets?

C. Are you eating sweets?

VF

Classroom secrets KIDS
© Classroom Secrets Limited 2020
Visit kids.classroomsecrets.co.uk for online games to support learning.
Join our Group: Coronavirus Home Learning Support for Teachers and Parents

Using Questions

1a. Marie has written the question below.

Could you going to play football?

Explain the mistake she has made and write the correct question.

E R

Using Questions

1b. Thomas has written the question below.

Can you like fish and chips?

Explain the mistake he has made and write the correct question.

E R

2a. Write the question that Sam has asked Fozia.

Sam: Could ...

Fozia: Yes I could open the door for you.

E A

2b. Write the question that Omar has asked Jess.

Omar: Would ...

Jess: No I wouldn't like to play outside thanks.

E A

3a. Are the two questions below asking the same thing?

A. Do you have a sticker?

B. Can you have a sticker?

Prove it.

E R

3b. Are the two questions below asking the same thing?

A. May I have some grapes?

B. Should I have some grapes?

Prove it.

E R

Classroom Secrets KIDS
© Classroom Secrets Limited 2020
Visit kids.classroomsecrets.co.uk for online games to support learning.
Join our Group: Coronavirus Home Learning Support for Teachers and Parents

Using Questions

1a. Sort the words under the correct heading.

Question Opener	Not a Question Opener

which village whose

but could jacket

GD VF

2a. Choose a question word to complete the sentence.

She asked if I knew _____ the nearest station was.

GD VF

3a. Rewrite this question with a different question word. Make sure your question makes sense.

In our next lesson, can we do some painting please?

GD VF

4a. Tick the question which matches the answer below.

What did she say?

A. Would you take the bins out?

B. He asked if she would take the bins out.

C. How do I know if she took the bins out?

GD VF

Using Questions

1b. Sort the words under the correct heading.

Question Opener	Not a Question Opener

children does beautiful

would because should

GD VF

2b. Choose a question word to complete the sentence.

They asked if I knew_____ time it was.

GD VF

3b. Rewrite this question with a different question word. Make sure your question makes sense.

Could we catch this bus and go all the way to New Town?

GD VF

4b. Tick the question which matches the answer below.

Yes, I will be.

A. He asked her if she would eat it all.

B. Are you eating all of that?

C. Could you have eaten all of that?

GD VF

Classroom secrets KIDS
© Classroom Secrets Limited 2020
Visit kids.classroomsecrets.co.uk for online games to support learning.
Join our Group: Coronavirus Home Learning Support for Teachers and Parents

Using Questions

1a. Jakub has written the question below.

How dogs bark?

Explain the mistake he has made and write the correct question.

GD R

Using Questions

1b. Lily has written the question below.

Whose birds fly?

Explain the mistake she has made and write the correct question.

GD R

2a. Complete the question that Li Wei has asked Nia.

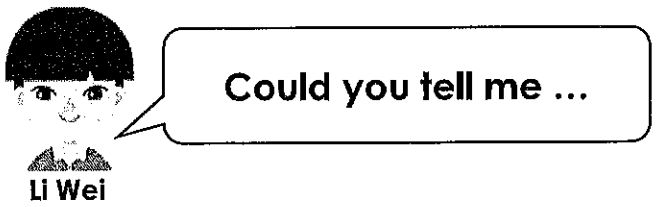

GD A

2b. Complete the question that Arooj has asked Liam.

GD A

3a. Are the two questions below asking the same thing?

A. I wonder which book is his favourite.

B. I wonder whose book is his favourite.

Prove it.

GD R

3b. Are the two questions below asking the same thing?

A. I wonder if he plays a musical instrument.

B. I wonder if he can play a musical instrument.

Prove it.

GD R

Classroom Secrets KIDS
© Classroom Secrets Limited 2020
Visit kids.classroomsecrets.co.uk for online games to support learning.
Join our Group: Coronavirus Home Learning Support for Teachers and Parents

How to Make Pancakes

1. Put the flour in a bowl.

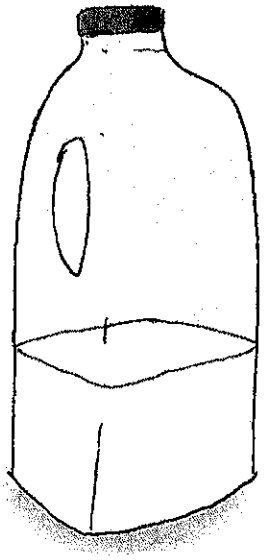

2. Pour in the milk.



3. Add the eggs.

4. Mix it all up by using a whisk.

Classroom secrets KIDS
© Classroom Secrets Limited 2020
Visit kids.classroomsecrets.co.uk for online games to support learning.
Join our Group: Coronavirus Home Learning Support for Teachers and Parents

5. Take a large pan and add some oil.



6. Pour the mixture into the hot pan.



7. Cook one side then flip it over and cook the other side.

You have made a pancake! Now choose your topping:

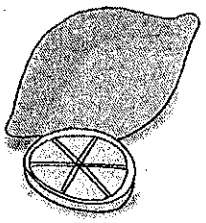







Classroom secrets KIDS
© Classroom Secrets Limited 2020
Visit kids.classroomsecrets.co.uk for online games to support learning.
Join our Group: Coronavirus Home Learning Support for Teachers and Parents

How to Make Pancakes – Follow-Up Work

What type of text is this?

_____

What do you put in the bowl first?

_____

_____

What ingredients are used to make pancakes?

_____

_____

What item do you use to mix the ingredients up?

_____

_____

_____

What topping would you have on your pancake?

_____

_____

_____

Classroom secrets KIDS
© Classroom Secrets Limited 2020
Visit kids.classroomsecrets.co.uk for online games to support learning.
Join our Group: Coronavirus Home Learning Support for Teachers and Parents

By the River

Visit kids.classroomsecrets.co.uk for online games to support learning.

Join our Group: Coronavirus Home Learning Support for Teachers and Parents

© Classroom Secrets Limited 2020

By the River – Follow-Up Work

1. Who can you see in the picture?

2. What do you think she is doing?

3. What is the weather like? How do you know?

4. Where in the world could she be?

5. Do you think she is there just for the day? How do you know?

© Classroom Secrets Limited 2020

Visit kids.classroomsecrets.co.uk for online games to support learning.
Join our Group: Coronavirus Home Learning Support for Teachers and Parents

By the River – Follow-Up Work

6. Do you think she likes the river?

7. What do you think she might be able to hear?

8. Would you like to go there?

9. If you could ask the lady in the picture a question, what would it be?

10. What might be living in the forest by the river?

Classroom secrets KIDS
© Classroom Secrets Limited 2020
Visit kids.classroomsecrets.co.uk for online games to support learning.
Join our Group: Coronavirus Home Learning Support for Teachers and Parents

My Autobiography

An autobiography is a piece of writing that is all about you. Complete the sentences below with information about you and your life.

My name is _____

My birthday is _____

I live with my _____

My favourite book is called _____

When I grow up, I want to be _____

Classroom secrets KIDS

© Classroom Secrets Limited 2020

Visit kids.classroomsecrets.co.uk for online games to support learning.

Join our Group: Coronavirus Home Learning Support for Teachers and Parents

Home
Learning
Pack
Year 1

Practical Ideas

Classroom secrets KIDS

Practical Ideas

Write a letter to your favourite book character.



Discuss the child's favourite book character. Provide materials for letter writing. Encourage the use of full stops and capital letters to complete each sentence.

Find different jugs and cups.



Use these to make different potions.

Encourage children to compare the sizes of different jugs and cups. Ask children to describe the capacity of each jug, using language such as *full, half full and empty.*

Make a cake with an adult.

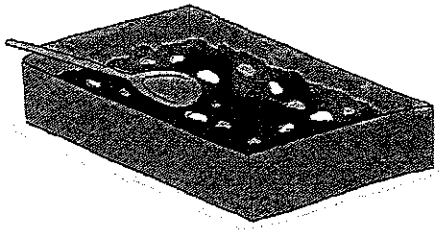

What did you do?

Encourage the use of time related language, for example: *first, then next.* When tasting, talk about the smell, taste and texture.

Classroom secrets KIDS

Visit **kids.classroomsecrets.co.uk** for online games to support learning.

Join our Group: Coronavirus Home Learning Support for Teachers and Parents

© Classroom Secrets Limited 2020

Practical Ideas

Find pairs of items in your house.

Encourage children to find different pairs of objects. Discuss what the word 'pair' means. Children to count the pairs in 2s to find the total.

Find different packets of food. Which one is the heaviest?



Children to find full packets of food and read the weight measurement displayed. Compare the weight using language such as *heavier, lighter, less and more.*

Go on a number hunt.

How many numbers can you find?

Children to explore the house and record the different numbers they can see. Encourage the children to compare, order or sort the different numbers.

Visit **kids.classroomsecrets.co.uk** for online games to support learning.

Join our Group: Coronavirus Home Learning Support for Teachers and Parents

© Classroom Secrets Limited 2020

Practical Ideas

Find 5 toys.

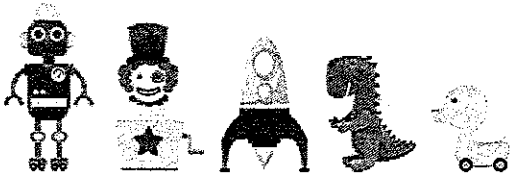

Put them in height order.

Classroom secrets

Encourage children to use language to compare the height, e.g. *taller than, shorter than.* Toys can be ordered from shortest to tallest or tallest to shortest.

Go on a 3D shape hunt.



What shapes can you find?

Classroom secrets

Discuss 3D shapes. Encourage children to name the shapes they have found. *Sphere, cube, cuboid, cone, cylinder.* Can they sort the shapes?

Roll a dice.



Show the number in different ways.

Classroom secrets

Children to roll a dice to generate a number. Encourage children to find different objects around the house to represent the number, e.g. 4 spoons, 4 shoes, 4 buttons.

Classroom secrets KIDS

Visit **kids.classroomsecrets.co.uk** for online games to support learning.

Join our Group: Coronavirus Home Learning Support for Teachers and Parents

© Classroom Secrets Limited 2020

Practical Ideas

How many star jumps can you do in 30 seconds?

Can you beat your record?

Classroom secrets

Talk about how long 30 seconds is. *Did it feel a long time? Can you count your own jumps? How many more/less jumps did you do?*

Write instructions on how to play your favourite game.

Classroom secrets

Talk about how instructions are different to stories (comparing to recipes, etc). Encourage the use of full stops and capital letters to complete each sentence.

Make up a song about the weather today.

Classroom secrets

Look outside the window and discuss what the weather is like. List some words to describe the weather. Can they make their song rhyme?

Classroom secrets KIDS

Visit **kids.classroomsecrets.co.uk** for online games to support learning.

Join our Group: Coronavirus Home Learning Support for Teachers and Parents

© Classroom Secrets Limited 2020

ot

vap

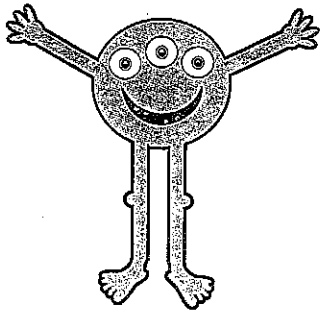

osk

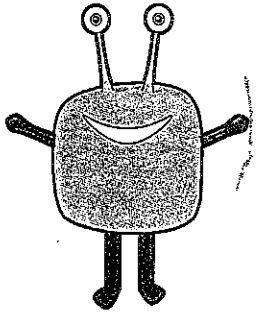

ect

2019 national curriculum assessments

Key stage 1

Phonics screening check

Pupils' materials



sut



yad



dop

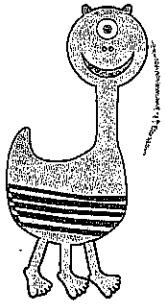

uct

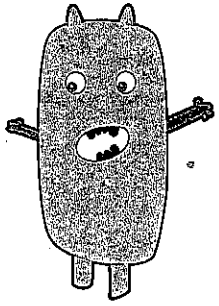

in

at

beg

sum

blem

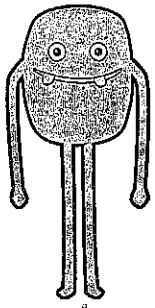

drell



fusp



quisk

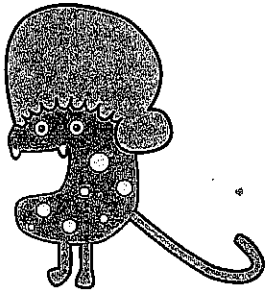

meck



shig



joil



chort



plug

sweep

soft

yards

shop

yell

peel

check

brend

throst



stret

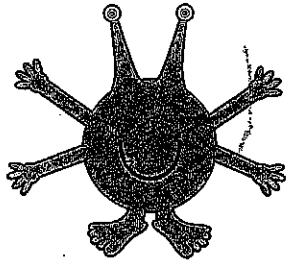

spraw

vaw

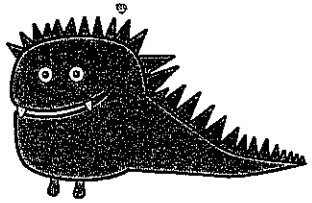

meast

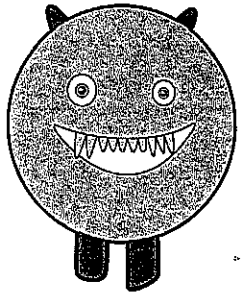

waib



zome



crust

trails

strip

scraps

few

fried

beak

cute

label

vanish

blossom

thankful

reb



wup



jub



eps

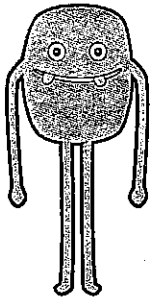

2018 national curriculum assessments

Key stage 1

Phonics screening check

Pupils' materials



skap



blorn



meft



veems



Section 1

vuss

quop

zook



chack



flat

skill

gift

coins

chop

sing

dart

shock

var

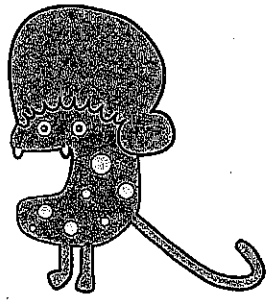

slirt



weaf

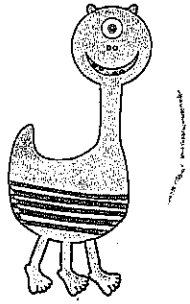

pobe



in

at

beg

sum

twice

gloom

turn

mode

Section 2

flisp

braint



scrid



splote



delay

modern

saucers

charming

blast

groans

spray

strike