
















# Sikhism: Who and Where

<b>Aim:</b> I can explain who founded Sikhism and where.	<b>Success Criteria:</b> I can explain who founded Sikhism. I can locate where Sikhism was founded.	<b>Resources:</b> <a href="#">Lesson Pack</a> <a href="#">Video clip</a> Scissors Glue sticks
	<b>Key/New Words:</b> Religion, Sikhism, Sikh, India, Hindu, Muslim, Islam, Hinduism, Punjab, Punjabi, Guru Nanak, Guru Tegh Bahadur, Guru Granth Sahib, Kartarpur, Sultanpur, Talwandi.	<b>Preparation:</b> <a href="#">Sikhism KWL Grid</a> - 1 per child <a href="#">Guru Nanak's Story Activity Sheet</a> - 1 per child.

**Prior Learning:** It will be helpful if children are aware of the six main religions.

## Learning Sequence

	<b>Religions of the World:</b> Quick reminder of different religions and introduce focus for the unit – Sikhism.	
	<b>Sikhism:</b> All children complete a <a href="#">Sikhism KWL Grid</a> based on their prior knowledge from KS1. <i>Check 'Knowledge' part of the grid to see if there are common misconceptions or errors that need to be addressed from the outset.</i>	
	<b>Who Founded Sikhism and Where?</b> Show children the Religion Timeline on the <a href="#">Lesson Presentation</a> and state that Sikhism is the youngest of the major world religions.	
	<b>The First Guru:</b> Read the story of Guru Nanak and how he came to be the founder of Sikhism.	
	<b>Guru Nanak:</b> Children sequence and retell the story of Guru Nanak using the differentiated <a href="#">Guru Nanak's Story Activity Sheets</a> .  <div>  Children sequence the story.  Children sequence and then match each picture with the correct sentence.  Children sequence the pictures and write a sentence for each one using the given key words. </div>	
	<b>Guru Nanak's Life and Teachings:</b> Introduce children to some of the main Sikh beliefs with the <a href="#">following video</a> . Replay the end part of the video again, if necessary, to enable children to identify the main teachings of Guru Nanak. <i>Check that children are able to pick out the one new story about Guru Nanak's life in the video and can identify his main teachings.</i> Children to write down at least one of Guru Nanak's main teachings in their books.  Disclaimer - We hope you find the information on our website and resources useful. This resource contains links to external video websites. These websites often have autoplay features meaning that other videos will play after the video you are watching finishes. You should disable this feature before using the video in any classroom or similar setting. Twinkl assumes no responsibility for the contents of linked websites. The inclusion of any link in this resource should not be taken as an endorsement of any kind by Twinkl of the linked website or any association with its operators. We have no control over the availability of the linked pages. If the link is not working, please let us know by contacting TwinklCares and we will try to fix it, although we can assume no responsibility if this is the case.	

## Taskit

- Findit:** Using the differentiated [Sikhism in the World Today World Maps](#), children research and then colour in the countries in the world where Sikhs now live. Allow children access to an Atlas and/or the Internet as required. Alternatively, children can be given a list of countries where more than 10 000 Sikhs live (last sheet of the [Sikhism in the World Today World Maps](#)).
- Drawit:** Children produce a picture showing someone carrying out one or more of the teachings of Guru Nanak that they have found out about.