









Term 5: Week 3 This week for home learning you may like to...						
Phonics: Phase 4, week 3: <i>Two syllable words.</i> Postman Milkman Handbag Lipstick Desktop Lunchbox			Practise recognition & recall of Phase 2 & 3 graphemes 			
Literacy	Maths	Physical Development	Understanding the world	Expressive arts and Design	Personal, Social, Emotional, Development	R.E
To create a wildlife poster. Children produce a poster to show the wildlife you might find in the garden.  	To explore capacity. Make a potion and fill some containers to different capacities. <i>Full, Nearly full, Half, Full, Nearly empty, Empty</i>  <p>Or, use sand or dirt outside to fill some containers. Write out some cards and match them up.</p> 	To throw a ball up and forwards, run and catch with both hands. Play netball, basketball or try and throw a ball into a container E.g. a bucket/plant pot.	To observe minibeasts Watch 'what is a minibeast?' https://www.youtube.com/watch?v=LSpmeUwug4 Think about where you may find minibeasts? Can you go on a minibeast adventure and find some? Can you name them?	To make a minibeast hotel. Use natural objects to make your very own minibeast hotel: Visit: https://www.wildlifewatch.org.uk/Activity-Sheets for some helpful ideas.   	Learning a new skill Can you learn a new skill at home? Here are some examples: Can you load the dishwasher? Sort the washing into piles and put in the washing machine? Can you fold the washing? Can you lay the table?	What does the story of David and Goliath teach Jewish people? <i>Children of faith: Hannah – Jewish child</i> Explain that the stories contained within the Torah are also found in the Christian Bible. Create your own Torah scroll. 