






<b>Term 5: Week 3</b> <b>This week for home learning you may like to...</b>						
<b>Phonics: Phase 4, week 4:</b> Reading HFW (high Frequency Words) and sentences.			Practise recognition & recall of Phase 2 & 3 graphemes 			
Literacy	Maths	Physical Development	Understanding the world	Expressive arts and Design	Personal, Social, Emotional, Development	R.E
<b>To write a list of ingredients.</b>  Look at vegetable recipes. Children to decide on their own recipe to write for a vegetable dish. Then write a list of ingredients.  <a href="https://www.bbcgoodfood.com/recipes/collection/vegetarian-kids">https://www.bbcgoodfood.com/recipes/collection/vegetarian-kids</a>	<b>To name and describe 3D shapes.</b>  Naming 3d shapes and some of their properties. <a href="https://www.youtube.com/watch?v=guNdJ5MtX1A">https://www.youtube.com/watch?v=guNdJ5MtX1A</a>    Can you go on a shape walk to find... 	-To play a simple team game with a scoring system.  -To show improved hand and eye co-ordination.  -To experiment using a bat in a variety of ways.  	<b>To draw a map</b>  Have a look at different maps, see if you can find the school or your house on google maps.  Then, draw a map of your very own. It may be a map of your route to school or to the shop. It may be a map of a park or garden.  Here is a link to a map template: <a href="https://littleowlsresources.com/treasure-maps">https://littleowlsresources.com/treasure-maps</a>	<b>Move like wildlife.</b> Put some music on and move like different animals: E.g: wiggle like a worm. Hop like a rabbit.  <b>BBC lets move (there are 3 episodes to this)</b> <a href="https://www.bbc.co.uk/programmes/b03g6hf4">https://www.bbc.co.uk/programmes/b03g6hf4</a>  <b>Animal warm up:</b> <a href="https://www.youtube.com/watch?v=MugzDjGDYjo">https://www.youtube.com/watch?v=MugzDjGDYjo</a>  <b>Insect dance:</b> <a href="https://www.youtube.com/watch?v=7xyXB8BetQ">https://www.youtube.com/watch?v=7xyXB8BetQ</a>	Make up a new board game, explain to others how to play it so that they understand.  Here are some templates you may like to use: <a href="https://www.twinkl.co.uk/resource/t-c-791-blank-editable-board-games">https://www.twinkl.co.uk/resource/t-c-791-blank-editable-board-games</a>	<b>David and Goliath</b>  <i>Watch the story:</i> <a href="https://www.youtube.com/watch?v=O7ph_n_d0Cok">https://www.youtube.com/watch?v=O7ph_n_d0Cok</a>  Can you sequence the story?   Then: Target practice – knock down Goliath on some cones using bean bags

--	--	--	--	--	--	--